


HALE BOOKCASES & ACCESSORIES

PRICE LIST#0819

Effective 9/1/19
Supersedes Price List #0818

Table of Contents


48 Series.....	2
200 Series.....	2-3
300 Sectionals.....	3-5
400 Series.....	5
500 Series.....	6
754 Library Case.....	6
800 Sectionals.....	6-7
900 Sectionals.....	7-8
1100 Series/Quick Ship.....	8-9
Bookcase Accessories.....	9
Bookcase Customizations.....	10
Door Options.....	10
Freight Ordering & Terms.....	11
Warranty Info.....	11
Freight Zones & Custom Design.....	12



www.Filingtoday.com sales@FilingToday.com Call 1-888-891-1970

48 Traditional Series

*Catalog Page 14-15



Open Bookcase

Item	Description
#3036	30"H x 36 $\frac{1}{4}$ "W x 10 $\frac{1}{4}$ "D, 1 Adj. Shelf
#3636	36"H x 36 $\frac{1}{4}$ "W x 10 $\frac{1}{4}$ "D, 2 Adj. Shelves
#4836	48"H x 36 $\frac{1}{4}$ "W x 10 $\frac{1}{4}$ "D, 3 Adj. Shelves
#6036	60"H x 36 $\frac{1}{4}$ "W x 10 $\frac{1}{4}$ "D, 4 Adj. Shelves
#7236	72"H x 36 $\frac{1}{4}$ "W x 10 $\frac{1}{4}$ "D, 5 Adj. Shelves
#8436	84"H x 36 $\frac{1}{4}$ "W x 10 $\frac{1}{4}$ "D, 6 Adj. Shelves

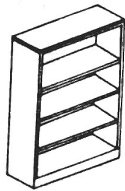
*Additional shelves FOB factory \$69 ea.

Lbs	FOB Fact.	Zone 1	Zone 2	Zone 3	Zone 4
50#	793	920	936	952	976
55#	924	1072	1091	1109	1137
70#	1112	1290	1313	1335	1368
85#	1398	1622	1650	1678	1720
100#	1515	1758	1788	1818	1864
115#	1702	1975	2009	2043	2094

200 Signature Series

*Catalog Pages 4-7 & Supplement

*See catalog page 5 to specify top edge profile on this series




Open Bookcase— Standard Depth

SEE PAGE 10 FOR CUSTOMIZATIONS

Item	Description
#230	30"H x 36"W x 11 $\frac{1}{2}$ "D, 1 Adj. Shelf
#236	36"H x 36"W x 11 $\frac{1}{2}$ "D, 2 Adj. Shelves
#248	48"H x 36"W x 11 $\frac{1}{2}$ "D, 3 Adj. Shelves
#260	60"H x 36"W x 11 $\frac{1}{2}$ "D, 4 Adj. Shelves
#272	72"H x 36"W x 11 $\frac{1}{2}$ "D, 5 Adj. Shelves
#284	84"H x 36"W x 11 $\frac{1}{2}$ "D, 6 Adj. Shelves
#296	96"H x 36"W x 11 $\frac{1}{2}$ "D, 7 Adj. Shelves

*Additional shelves FOB factory \$92 ea.

Lbs	FOB Fact.	Zone 1	Zone 2	Zone 3	Zone 4
75#	851	988	1005	1022	1047
95#	983	1141	1160	1180	1210
110#	1205	1398	1422	1446	1483
145#	1511	1753	1783	1814	1859
155#	1715	1990	2024	2058	2110
195#	1917	2224	2263	2301	2358
215#	2332	2706	2752	2799	2869



Deep Storage

#230-24	30"H x 36"W x 23 $\frac{3}{4}$ "D, 1 Adj. Shelf
#236-24	36"H x 36"W x 23 $\frac{3}{4}$ "D, 2 Adj. Shelves
#248-24	48"H x 36"W x 23 $\frac{3}{4}$ "D, 3 Adj. Shelves
#260-24	60"H x 36"W x 23 $\frac{3}{4}$ "D, 4 Adj. Shelves
#272-24	72"H x 36"W x 23 $\frac{3}{4}$ "D, 5 Adj. Shelves
#284-24	84"H x 36"W x 23 $\frac{3}{4}$ "D, 6 Adj. Shelves
#296-24	96"H x 36"W x 23 $\frac{3}{4}$ "D, 7 Adj. Shelves

*Additional shelves FOB factory \$181 ea.

97#	1423	1651	1680	1708	1751
123#	1645	1909	1942	1974	2024
142#	2045	2373	2414	2454	2516
187#	2568	2979	3031	3082	3159
260#	2879	3340	3398	3455	3542
302#	3250	3770	3835	3900	3998
320#	3741	4340	4415	4490	4602



Outside Quarter Round

#230-QR	30"H x 11 $\frac{1}{2}$ "W x 11 $\frac{1}{2}$ "D, 1 Adj. Shelf
#236-QR	36"H x 11 $\frac{1}{2}$ "W x 11 $\frac{1}{2}$ "D, 2 Adj. Shelves
#248-QR	48"H x 11 $\frac{1}{2}$ "W x 11 $\frac{1}{2}$ "D, 3 Adj. Shelves
#260-QR	60"H x 11 $\frac{1}{2}$ "W x 11 $\frac{1}{2}$ "D, 4 Adj. Shelves
#272-QR	72"H x 11 $\frac{1}{2}$ "W x 11 $\frac{1}{2}$ "D, 5 Adj. Shelves
#284-QR	84"H x 11 $\frac{1}{2}$ "W x 11 $\frac{1}{2}$ "D, 6 Adj. Shelves
#296-QR	96"H x 11 $\frac{1}{2}$ "W x 11 $\frac{1}{2}$ "D, 7 Adj. Shelves

*Additional shelves FOB factory \$59 ea.

26#	851	988	1005	1022	1047
34#	983	1141	1160	1180	1210
39#	1205	1398	1422	1446	1483
51#	1511	1753	1783	1814	1859
55#	1715	1990	2024	2058	2110
69#	1917	2224	2263	2301	2358
85#	2332	2706	2752	2799	2869




Inside Corner

#230-L	30"H x 24" x 24"W x 11 $\frac{1}{2}$ "D, 1 Adj. Shelf
#236-L	36"H x 24" x 24"W x 11 $\frac{1}{2}$ "D, 2 Adj. Shelves
#248-L	48"H x 24" x 24"W x 11 $\frac{1}{2}$ "D, 3 Adj. Shelves
#260-L	60"H x 24" x 24"W x 11 $\frac{1}{2}$ "D, 4 Adj. Shelves
#272-L	72"H x 24" x 24"W x 11 $\frac{1}{2}$ "D, 5 Adj. Shelves
#284-L	84"H x 24" x 24"W x 11 $\frac{1}{2}$ "D, 6 Adj. Shelves

*Additional shelves FOB factory \$185 ea.

84#	1994	2314	2353	2393	2453
106#	2414	2801	2849	2897	2970
123#	2848	3304	3361	3418	3504
162#	3516	4079	4149	4220	4325
174#	4059	4709	4790	4871	4993
218#	4519	5243	5333	5423	5559



Two Drawer Lateral File

#230-18	30"H x 36"W x 18 $\frac{3}{4}$ "D Overall dimensions Two drawer lateral file with built in file folders— legal and letter Optional Locks \$55 List Ea.
---------	--

60#	2355	2732	2779	2826	2897
-----	------	------	------	------	------



Showcase

#242-17	42"H x 36"W x 16 $\frac{3}{4}$ "D. Two adjustable glass shelves and glass top inlay. Hinged glass door with locks included.
#278-17	Showcase 78 $\frac{1}{2}$ "H x 36"W x 16 $\frac{3}{4}$ "D. 4 adjustable & 1 fixed 3/8" thick glass shelves standard. Hinged glass doors top and bottom with locks included. Showcases available in birch only.

*Additional shelves FOB factory \$80 ea.

*See catalog pg. 9 for door pull selection

165#	3394	3938	4005	4073	4175
320#	5626	6527	6639	6752	6920

Exhibit Case

*See catalog pg. 3 to specify top edge profile



Item	Description	Lbs	FOB Fact.	Zone 1	Zone 2	Zone 3	Zone 4
#T4836EX	36"H x 49-1/2"W x 30-1/2"D Exhibit Case with 1/4" thick top and side glass panels. Wood Bottom. Side hinged glass door. Locks Standard. 43"W x 20"D x 13"D inside clearance. Birch Only	185#	3532	4098	4168	4239	4345

300 Sectional Series




Standard Depth Receding Door Book Section

Item	Description	Lbs	FOB Fact.	Zone 1	Zone 2	Zone 3	Zone 4
#349	49"H x 34 1/4"W x 11 1/4". Complete case with two #312 sections and one #314 section. Top and Leg Base. <i>Locks are available- \$60 List Ea.</i>	79#	1881	2185	2223	2258	2315



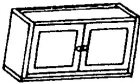
Standard Depth Square Top

#34	3"H x 34 1/4"W x 11 1/4"D	8#	208	242	246	250	256
-----	---------------------------	----	-----	-----	-----	-----	-----




Standard Depth Receding Door Book Sections

#312	Outside Dimensions 12 1/4"H x 34 1/4"W x 11 1/4"D Inside Dimensions 9 3/4"H x 32"W x 9 1/2"D	20#	495	575	585	594	609
#314	Outside Dimensions 14 1/4"H x 34 1/4"W x 11 1/4"D Inside Dimensions 11 3/4"H x 32"W x 9 1/2"D <i>Locks are available- \$60 List Ea.</i>	23#	515	598	608	618	634



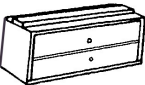
Standard Depth, Cabinet Double Door Book Sections

#312-DD	Outside Dimensions 12 1/4"H x 34 1/4"W x 11 1/4"D	26#	549	637	648	659	676
#314-DD	Outside Dimensions 14 1/4"H x 34 1/4"W x 11 1/4"D Inside Dimensions 11 3/4"H x 32"W x 9 1/2"D <i>-Glass available upon request-</i>	30#	561	651	662	674	691



Standard Depth, Raised Panel Door Book Sections

#312-RP	Outside Dimensions 12 1/4"H x 34 1/4"W x 11 1/4"D Inside Dimensions 9 3/4"H x 32"W x 9 1/2"D	26#	666	773	786	800	820
#314-RP	Outside Dimensions 14 1/4"H x 34 1/4"W x 11 1/4"D Inside Dimensions 11 3/4"H x 32"W x 9 1/2"D <i>-Glass available upon request-</i>	30#	682	792	805	819	839



Standard Two Pullout Storage Drawers

#314-SD	Outside Dimensions 14 1/4"H x 34 1/4"W x 11 1/4"D Inside Dimensions 4 1/2"H x 30"W x 8"D	38#	876	1017	1034	1052	1078
---------	---	-----	-----	------	------	------	------



Standard Depth, Square Leg Base

#39	7 1/4"H x 34 1/4"W x 11 1/4"D	8#	168	195	199	202	207
-----	-------------------------------	----	-----	-----	-----	-----	-----



Standard Depth, Closed Box Base

#345	5"H x 34 1/4"W x 11 1/4"D	8#	168	195	199	202	207
------	---------------------------	----	-----	-----	-----	-----	-----



Standard Depth, Pull Out Posting Shelf

#32	2"H x 34 1/4"W x 11 1/4"D Pulled out useable surface area 9 1/2"D x 32"W	14#	331	384	391	398	408
-----	---	-----	-----	-----	-----	-----	-----


300 Sectional Series

*Catalog Pgs 16-17 & Supplement



Extra Deep Receding Door Book Section Stack

Item	Description	Lbs	FOB Fact.	Zone 1	Zone 2	Zone 3	Zone 4
#31529	56 $\frac{3}{4}$ "H x 34 $\frac{1}{4}$ "W x 15 $\frac{3}{4}$ "D. Complete case with three 31515 sections, Top and Square Leg Base. <i>Locks Are Available - \$60 List Ea.</i>	98#	2489	2889	2940	2987	3064



Extra Deep Square Top

#3415	3"H x 34 $\frac{1}{4}$ "W x 15 $\frac{3}{4}$ "D	10#	259	301	306	311	319
-------	---	-----	-----	-----	-----	-----	-----




Extra Deep Receding Door Section

#31515	Outside Dimensions 15 $\frac{1}{2}$ "H x 34 $\frac{1}{4}$ "W x 15 $\frac{3}{4}$ "D Inside Dimensions 13"H x 32"W x 14"D	26#	680	789	803	816	837
--------	--	-----	-----	-----	-----	-----	-----



Extra Deep Raised Panel Door Book Sections

#31515-RP	Outside Dimensions 15 $\frac{1}{2}$ "H x 34 $\frac{1}{4}$ "W x 15 $\frac{3}{4}$ "D Inside Dimensions 13"H x 32"W x 14"D	26#	772	896	911	927	950
-----------	--	-----	-----	-----	-----	-----	-----




Extra Deep Double Door Book Sections

#31515-DD	Outside Dimensions 15 $\frac{1}{2}$ "H x 34 $\frac{1}{4}$ "W x 15 $\frac{3}{4}$ "D Inside Dimensions 13"H x 32"W x 14"D	26#	723	839	854	868	890
-----------	--	-----	-----	-----	-----	-----	-----



Extra Deep Square Leg Base

#3915	7 $\frac{1}{4}$ "H x 34 $\frac{1}{2}$ "W x 15 $\frac{3}{4}$ "D	10#	190	221	225	228	234
-------	--	-----	-----	-----	-----	-----	-----



Extra Deep Closed Box Base

#34515	5"H x 34 $\frac{1}{4}$ "W x 15 $\frac{3}{4}$ "D	10#	190	221	225	228	234
--------	---	-----	-----	-----	-----	-----	-----




Extra Deep Pull Out Posting Shelf

#3215	2"H x 34 $\frac{1}{4}$ "W x 15 $\frac{3}{4}$ "D Pulled out useable surface area: 32"W x 11 $\frac{3}{4}$ "D	23#	408	474	482	490	502
-------	--	-----	-----	-----	-----	-----	-----



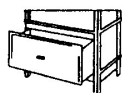
Lateral File Sectional Stack

#3009L	53"H x 34 $\frac{1}{4}$ "W x 19 7/8"D Quantity (3) 314-20 with Crown and Leg Base <i>Locks Optional \$60.00 List Ea.</i>	213#	3224	3740	3805	3869	3966
--------	--	------	------	------	------	------	------



Lateral File Crown

#34-20	3"H x 34 $\frac{1}{4}$ "W x 19 7/8"D	15#	257	299	304	309	317
--------	--------------------------------------	-----	-----	-----	-----	-----	-----




Lateral File Section

#314-20	Outside Dimensions 14 $\frac{1}{4}$ " H x 34 $\frac{1}{4}$ "W x 19 7/8"D Inside Dimensions 10 $\frac{1}{2}$ "H x 30" W x 16 $\frac{1}{2}$ "D <i>Locks Optional \$60.00 List Ea.</i>	61#	920	1068	1086	1104	1132
---------	---	-----	-----	------	------	------	------



Leg Base

#39-20	7 $\frac{1}{4}$ "H x 34 $\frac{1}{4}$ "W x 19 7/8"D	15#	207	241	245	249	255
--------	---	-----	-----	-----	-----	-----	-----



Lateral File Closed Box Base


#345-20	5"H x 34 $\frac{1}{4}$ "W x 19 7/8"	15#	207	241	245	249	255
---------	-------------------------------------	-----	-----	-----	-----	-----	-----

300 Sectional Series



Lateral File to Standard Section Reducer Crown

Item	Description	Lbs	FOB Fact.	Zone 1	Zone 2	Zone 3	Zone 4
#34-20R	3"H x 34 1/4" W x 19-7/8" D. Crown allows standard depth book section to stack on lateral files.	15#	257	299	304	309	317



Lateral File to Deep Section Reducer Crown

#34-20RDS	3"H x 34 1/4" W x 19-7/8" D. Crown allows deep book section to stack on lateral files.	15#	257	299	304	309	317
-----------	--	-----	-----	-----	-----	-----	-----




Vertical File Sectional Stack

#3009V	53"H x 17 1/4"W x 19 7/8"D Complete with three 314-20V sections, Top and Leg Base. Locks Optional \$60.00 List Ea.	213#	2382	2764	2811	2859	2930
--------	---	------	------	------	------	------	------



Vertical File Crown

#34-20V	3"H x 17 1/4"W x 19 7/8"D	15#	228	265	270	274	281
---------	---------------------------	-----	-----	-----	-----	-----	-----




Vertical File Section

#314-20V	Outside Dimensions 14 1/4" H x 17 1/4"W x 19 7/8"D Inside Dimensions 10"H x 15" W x 16 1/2"D Locks Optional \$60.00 List Ea.	61#	673	781	795	808	828
----------	--	-----	-----	-----	-----	-----	-----



Vertical File Leg Base

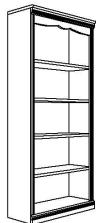
#39-20V	7 1/4"H x 17 1/4"W x 19 7/8"D	15#	135	157	160	162	167
---------	-------------------------------	-----	-----	-----	-----	-----	-----



Vertical File Closed Box Base

#345-20V	5"H x 17 1/4"W x 19 7/8"D	15#	135	157	160	162	167
----------	---------------------------	-----	-----	-----	-----	-----	-----

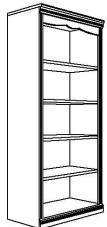
400 Century Series



400 Series, Face Frame Bookcase - Standard Depth

*Additional shelves FOB factory \$92 ea.

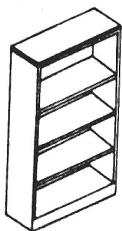
Item	Description	Lbs	FOB Fact.	Zone 1	Zone 2	Zone 3	Zone 4
#430	30"H x 35 3/4"W x 12 3/4"D. 1 Adjustable Shelf	55#	899	1043	1061	1079	1106
#436	36"H x 35 3/4"W x 12 3/4"D. 2 Adjustable Shelves	65#	1031	1196	1217	1238	1269
#448	48"H x 35 3/4"W x 12 3/4"D. 3 Adjustable Shelves	85#	1271	1475	1500	1526	1564
#460	60"H x 35 3/4"W x 12 3/4"D. 4 Adjustable Shelves	105#	1554	1803	1834	1865	1912
#472	72"H x 35 3/4"W x 12 3/4"D. 5 Adjustable Shelves	120#	1778	2063	2099	2134	2187
#484	84"H x 35 3/4"W x 12 3/4"D. 6 Adjustable Shelves	135#	1983	2301	2340	2380	2440



400 Series, Face Frame Bookcase - Deep Storage

*Additional shelves FOB factory \$181 ea.


#430-18	30"H x 35 3/4"W x 17 3/4"D. 1 Adjustable Shelf	70#	1254	1455	1480	1505	1543
#436-18	36"H x 35 3/4"W x 17 3/4"D. 2 Adjustable Shelves	85#	1445	1677	1706	1734	1778
#448-18	48"H x 35 3/4"W x 17 3/4"D. 3 Adjustable Shelves	110#	1769	2053	2088	2123	2176
#460-18	60"H x 35 3/4"W x 17 3/4"D. 4 Adjustable Shelves	135#	2222	2578	2622	2667	2734
#472-18	72"H x 35 3/4"W x 17 3/4"D. 5 Adjustable Shelves	160#	2470	2866	2915	2964	3039
#484-18	84"H x 35 3/4"W x 17 3/4"D. 6 Adjustable Shelves	175#	2742	3181	3236	3291	3373



Open Bookcase— Standard Depth

*Additional shelves FOB factory \$92 ea.

Item	Description	Lbs	FOB Fact.	Zone 1	Zone 2	Zone 3	Zone 4
#530	30"H x 36"W x 11 3/4"D, 1 Adj. Shelf	70#	723	839	854	868	890
#536	36"H x 36"W x 11 3/4"D, 2 Adj. Shelves	90#	853	990	1007	1024	1050
#548	48"H x 36"W x 11 3/4"D, 3 Adj. Shelves	105#	1084	1258	1280	1301	1334
#560	60"H x 36"W x 11 3/4"D, 4 Adj. Shelves	140#	1365	1584	1611	1638	1679
#572	72"H x 36"W x 11 3/4"D, 5 Adj. Shelves	150#	1552	1801	1832	1863	1909
#584	84"H x 36"W x 11 3/4"D, 6 Adj. Shelves	190#	1763	2046	2081	2116	2169
#596	96"H x 36"W x 11 3/4"D, 7 Adj. Shelves	215#	2000	2320	2360	2400	2460



Open Bookcase— Deep Storage

*Additional shelves FOB factory \$181 ea.

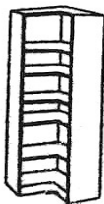
#530-24	30"H x 36"W x 23 3/4"D, 1 Adj. Shelf	90#	1177	1366	1389	1413	1448
#536-24	36"H x 36"W x 23 3/4"D, 2 Adj. Shelves	116#	1413	1640	1668	1696	1738
#548-24	48"H x 36"W x 23 3/4"D, 3 Adj. Shelves	135#	1768	2051	2087	2122	2175
#560-24	60"H x 36"W x 23 3/4"D, 4 Adj. Shelves	181#	2185	2535	2579	2622	2688
#572-24	72"H x 36"W x 23 3/4"D, 5 Adj. Shelves	194#	2589	3004	3056	3107	3185
#584-24	84"H x 36"W x 23 3/4"D, 6 Adj. Shelves	245#	2943	3414	3473	3532	3620
#596-24	96"H x 36"W x 23 3/4"D, 7 Adj. Shelves	260#	3296	3824	3890	3956	4055



Outside Quarter Round

*Additional shelves FOB factory \$59 ea.

#530-QR	30"H x 11 3/4"W x 11 3/4"D, 1 Adj. Shelf	25#	723	839	854	868	890
#536-QR	36"H x 11 3/4"W x 11 3/4"D, 2 Adjustable Shelves	32#	853	990	1007	1024	1050
#548-QR	48"H x 11 3/4"W x 11 3/4"D, 3 Adjustable Shelves	37#	1084	1258	1280	1301	1334
#560-QR	60"H x 11 3/4"W x 11 3/4"D, 4 Adjustable Shelves	50#	1365	1584	1611	1638	1679
#572-QR	72"H x 11 3/4"W x 11 3/4"D, 5 Adjustable Shelves	53#	1552	1801	1832	1863	1909
#584-QR	84"H x 11 3/4"W x 11 3/4"D, 6 Adjustable Shelves	67#	1763	2046	2081	2116	2169
#596-QR	96"H x 11 3/4"W x 11 3/4"D, 7 Adjustable Shelf	78#	2000	2320	2360	2400	2460




Inside Corner

*Additional shelves FOB factory \$186 ea.

#530L	30"H x 24"Wx24"W x 11 3/4"D, 1 Adjustable Shelf	78#	1192	1383	1407	1431	1467
#536L	36"H x 24"Wx24"W x 11 3/4"D, 2 Adjustable Shelves	101#	1437	1667	1696	1725	1768
#548L	48"H x 24"Wx24"W x 11 3/4"D, 3 Adjustable Shelves	118#	1739	2018	2053	2087	2139
#560L	60"H x 24"Wx24"W x 11 3/4"D, 4 Adjustable Shelves	157#	2173	2521	2565	2608	2673
#572L	72"H x 24"Wx24"W x 11 3/4"D, 5 Adjustable Shelves	168#	2603	3020	3072	3124	3202
#584L	84"H x 24"Wx24"W x 11 3/4"D, 6 Adjustable Shelves	213#	2910	3376	3434	3492	3580

754 Library Case

*Catalog Page 15




Traditional Library Case

*Additional Shelf sets FOB Factory, \$82 set of 2.

Item	Description	Lbs	FOB Fact.	Zone 1	Zone 2	Zone 3	Zone 4
#754	Glass Hinged Doors, 3 Adjustable Shelves, Locks Standard, 53"H x 41"W x 12-5/8"D. Shelf Depth 10 1/2". Available in Birch or Oak only.	145#	2340	2715	2762	2808	2879

800 Sectional Series

*Catalog Page 19



Standard Receding Door Sectional Stack

Item	Description	Lbs	FOB Fact.	Zone 1	Zone 2	Zone 3	Zone 4
#817	53 1/2"H x 34 1/4"W x 11 1/2"D. Complete case with two 813 Sections, one 811 Section, 851 Top and 847 Square Leg Base. Locks are available- \$60 List Ea.	89#	2115	2455	2498	2541	2603








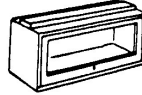
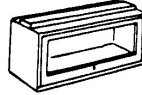



Standard Crown

#851	3"H x 34 1/4"W x 11 1/2"D	8#	233	271	275	280	287
------	---------------------------	----	-----	-----	-----	-----	-----











Standard Receding Door Sections

#811	Outside Dimensions: 13-1/8"H x 34 1/4"W x 11 1/2"D Inside Dimensions: 10 3/4"H x 32"W x 10"D.	23#	552	641	652	663	679
#813	Outside Dimensions: 15-1/8"H x 34 1/4"W x 11 1/2"D Inside Dimensions: 12 3/4"H x 32"W x 10"D. Locks are available- \$60 List Ea.	25#	581	674	686	698	715

Standard Leg Base								
Item	Description	Lbs	FOB Fact.	Zone 1	Zone 2	Zone 3	Zone 4	
 #847	7-1/8"H x 34 1/4"W x 11 1/2"D.	8#	168	195	199	202	207	
Standard Closed Box Base								
 #845	5"H x 34 1/4"W x 11 1/2"D	8#	168	195	199	202	207	
Standard Pull Out Posting Shelf								
 #82	2"H x 34 1/4"W x 11 1/4"D. <i>Pulled Out useable surface area: 32"W x 9 3/4"D.</i>	14#	331	384	391	398	408	
Deep Storage Receding Door Sectional Stack								
 #817-12	53 1/2"H x 34 1/4"W x 13 1/2"D. Complete case with two 813-12 and one 811-12 Section, 851-12 Top and 847-12 Leg Base. <i>Locks are available- \$60 List Ea.</i>	99#	2367	2748	2794	2842	2915	
Deep Crown								
 #851-12	3"H x 34 1/4"W x 13 1/2"D.	10#	275	319	325	330	339	
Deep Receding Door Sections								
 #811-12	Outside Dimensions: 13-1/8"H x 34 1/4"W x 13 1/2"D Inside Dimensions: 10 3/4"H x 32"W x 10"D.	25#	611	709	721	734	752	
 #813-12	Outside Dimensions: 15-1/8"H x 34 1/4"W x 13 1/2"D Inside Dimensions: 12 3/4"H x 32"W x 10"D. <i>Locks are available- \$60 List Ea.</i>	27#	644	748	760	773	793	
Deep Leg Base								
 #847-12	7-1/8"H x 34 1/4"W x 13 1/2"D	10#	193	224	228	232	238	
Deep Closed Box Base								
 #845-12	5"H x 34 1/4"W x 13 1/2"D	10#	193	224	228	232	238	
Deep Pull Out Posting Shelf								
 #82-12	2"H x 34 1/4"W x 13 1/2"D. <i>Pulled out useable surface area: 32"W x 9 3/4"D.</i>	23#	304	353	359	365	374	


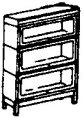

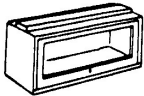


*Catalog pages 18-19

900 Sectional Series

Standard Receding Door Sectional Stack								
Item	Description	Lbs	FOB Fact.	Zone 1	Zone 2	Zone 3	Zone 4	
 #917	53 1/2"H x 34 1/4"W x 11 1/2"D. Complete case with two 913 Sections, one 911 Section, 951 Top and 947 Square Leg Base. <i>Locks are available- \$60 List Ea.</i>	89#	2248	2611	2655	2700	2766	
Standard Crown								
 #951	3"H x 34 1/4"W x 11 1/2"D	8#	233	271	275	280	287	
Standard Receding Door Sections								
 #911	Glass Door Unit, Outside Dims: 13-1/8"H x 34 1/4"W x 11 1/2"D	23#	595	691	703	714	732	
 #911W	Wood Door Unit, Outside Dims: 13-1/8"H x 34 1/4"W x 11 1/2"D Inside Dimensions: 10 3/4"H x 32"W x 10"D.		777	902	917	933	956	
 #913	Glass Door Unit, Outside Dims: 15-1/8"H x 34 1/4"W x 11 1/2"D	23#	626	727	739	752	770	
 #913W	Wood Door Unit, Outside Dims: 15-1/8"H x 34 1/4"W x 11 1/2"D Inside Dimensions: 12 3/4"H x 32"W x 10"D. <i>Locks are available- \$60 List Ea.</i>		830	963	980	996	1021	
Standard Leg Base								
 #947	7-1/8"H x 34 1/4"W x 11 1/2"D.	8#	168	195	199	202	207	
Standard Closed Box Base								
 #945	5"H x 34 1/4"W x 11 1/2"D	8#	168	195	199	202	207	

900 Sectional Series

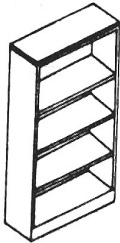


Catalog Pgs 18-19

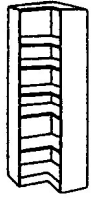
Item	Description	Lbs	FOB Fact.	Zone 1	Zone 2	Zone 3	Zone 4
 #92	2"H x 34 1/4"W x 11 1/4"D. Pulled Out useable surface area: 32"W x 9 3/4"D.	14#	331	384	391	398	408
 #917-12	53 1/2"H x 34 1/4"W x 13 1/2"D. Complete case with two 913-12 and one 911-12 Section, 951-12 Top and 947-12 Leg Base Locks are available- \$60 List Ea.	99#	2539	2947	2999	3049	3126
 #951-12	3"H x 34 1/4"W x 13 1/2"D.	10#	275	319	325	330	339
Deep Receding Door Sections							
 #911-12	Glass Door Unit, Outside Dims: 13-1/8"H x 34 1/4"W x 13 1/2"D	25#	667	774	788	801	821
#911-12W	Wood Door Unit, Outside Dims: 13-1/8"H x 34 1/4"W x 13 1/2"D Inside Dimensions: 10 3/4"H x 32"W x 12"D.	837	971	988	1005	1030	
#913-12	Glass Door Unit, Outside Dims: 15-1/8"H x 34 1/4"W x 13 1/2"D	27#	702	815	829	843	864
#913-12W	Wood Door Unit, Outside Dims: 15-1/8"H x 34 1/4"W x 13 1/2"D Inside Dimensions: 12 3/4"H x 32"W x 10"D. Locks are available- \$60 List Ea.	892	1035	1053	1071	1098	
 #947-12	7-1/8"H x 34 1/4"W x 13 1/2"D.	10#	193	224	228	232	238
 #945-12	5"H x 34 1/4"W x 13 1/2"D	10#	193	224	228	232	238
 #92-12	2"H x 34 1/4"W x 13 1/2"D. Pulled out useable surface area: 32"W x 9 3/4"D.	23#	304	353	359	365	374

1100NY Series

QUICK SHIP AVAILABLE
SEE PAGE 12

*Catalog Pages 8 & 9


Item	Description	Lbs	FOB Fact.	Zone 1	Zone 2	Zone 3	Zone 4
Open Bookcase— Standard Depth							
<i>*Additional shelves FOB factory \$73 ea.</i>							
 #1130NY	30"H x 36"W x 11 3/4"D, 1 Adj. Shelf	55#	654	759	772	785	805
#1136NY	36"H x 36"W x 11 3/4"D, 2 Adj. Shelves	65#	759	881	896	911	934
#1148NY	48"H x 36"W x 11 3/4"D, 3 Adj. Shelves	85#	967	1122	1142	1161	1190
#1160NY	60"H x 36"W x 11 3/4"D, 4 Adj. Shelves	105#	1195	1387	1411	1434	1470
#1172NY	72"H x 36"W x 11 3/4"D, 5 Adj. Shelves	120#	1356	1573	1601	1628	1668
#1184NY	84"H x 36"W x 11 3/4"D, 6 Adj. Shelves	135#	1533	1779	1809	1840	1886
Open Bookcase— Deep Storage							
<i>*Additional shelves FOB factory \$100 ea.</i>							
 #1130-17-0	30"H x 36"W x 16 3/4"D, 1 Adj. Shelf	70#	891	1034	1052	1070	1096
#1136-17-0	36"H x 36"W x 16 3/4"D, 2 Adj. Shelves	85#	1026	1191	1211	1232	1262
#1148-17-0	48"H x 36"W x 16 3/4"D, 3 Adj. Shelves	110#	1304	1513	1539	1565	1604
#1160-17-0	60"H x 36"W x 16 3/4"D, 4 Adj. Shelves	135#	1694	1966	1999	2033	2084
#1172-17-0	72"H x 36"W x 16 3/4"D, 5 Adj. Shelves	160#	1857	2155	2192	2229	2285
#1184-17-0	84"H x 36"W x 16 3/4"D, 6 Adj. Shelves	175#	2065	2396	2437	2478	2540
Outside Quarter Round							
<i>*Additional shelves FOB factory \$100 ea.</i>							
 #1130QR	30"H x 11 3/4"W x 11 3/4"D, 1 Adj. Shelf	20#	654	759	772	785	805
#1136QR	36"H x 11 3/4"W x 11 3/4"D, 2 Adj. Shelves	25#	759	881	896	911	934
#1148QR	48"H x 11 3/4"W x 11 3/4"D, 3 Adj. Shelves	30#	967	1122	1142	1161	1190
#1160QR	60"H x 11 3/4"W x 11 3/4"D, 4 Adj. Shelves	37#	1195	1387	1411	1434	1470
#1172QR	72"H x 11 3/4"W x 11 3/4"D, 5 Adj. Shelves	42#	1356	1573	1601	1628	1668
#1184QR	84"H x 11 3/4"W x 11 3/4"D, 6 Adj. Shelves	50#	1533	1779	1809	1840	1886



Inside Corner Bookcase

*Additional shelves FOB factory \$124 ea.

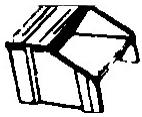
Item	Description	Lbs	FOB Fact.	Zone 1	Zone 2	Zone 3	Zone 4
#1130L	30"H x 24"W x 24"W x 11¾"D, 1 Adj. Shelf	60#	1213	1408	1432	1456	1492
#1136L	36"H x 24"W x 24"W x 11¾"D, 2 Adj. Shelves	75#	1467	1702	1732	1761	1805
#1148L	48"H x 24"W x 24"W x 11¾"D, 3 Adj. Shelves	95#	1773	2057	2093	2128	2181
#1160L	60"H x 24"W x 24"W x 11¾"D, 4 Adj. Shelves	115#	2267	2630	2676	2721	2789
#1172L	72"H x 24"W x 24"W x 11¾"D, 5 Adj. Shelves	135#	2640	3063	3116	3168	3248
#1184L	84"H x 24"W x 24"W x 11¾"D, 6 Adj. Shelves	150#	2992	3471	3531	3591	3681



Den Master with Hinged Glass Double Doors


#1154DD	52½"H x 41"W x 11¾"D, 3 Adjustable Shelves ea. side of vertical center partition, 10" shelf depth, door locks each side <i>*Additional shelves FOB factory \$79 ea. set of 2.</i>	135#	2540	2947	2998	3048	3125
#1154-17DD	52½"H x 41"W x 16¾"D, 3 Adjustable Shelves ea. side of vertical center partition, 15" shelf depth, door locks each side <i>*Additional shelves FOB factory \$100 ea. set of 2.</i> <i>*Substitute wood panel doors at \$50 list upcharge</i> <i>*Den masters are available in walnut only</i>	155#	2957	3431	3490	3549	3638

Accessories



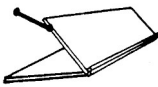
Step Stool

#410	14½"W x 14½"H x 14"D, Solid Adirondack Mountain Birch Lumber in Walnut or Natural finish only. <i>*Ships UPS Knocked Down, all hardware included</i>	14#	237	275	280	285	292
------	---	-----	-----	-----	-----	-----	-----

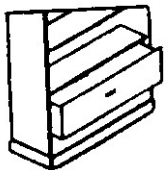


Magazine (Periodical) Shelves

#624S	Insert, Slip In: Field Installable magazine rack fits on any open bookcase shelf. <i>*This periodical rack sits on existing bookcase shelf.</i>	15#	216	251	255	260	266
#624H	Hinged, Permanent: Factory Installed magazine rack fits on any open bookcase shelf. <i>*Hinged at the top rear, this periodical rack rest on the front of an existing bookcase shelf.</i>	15#	194	226	229	233	239



Solid Wood Drawers



#618	Storage Drawer - For Standard Depth Case Outside Drawer Front: 7-3/8"H Inside Dimensions: 4½"H x 32"W x 9¼"D <i>*For 200, 500 or 1100 Series</i>	12#	565	656	667	678	695
#620	Lateral File Drawer—For Deep Case Outside Drawer Front: 12½"H Inside Dimensions: 10¼"H x 33"W x 17½"D <i>*For 200 and 500 Series</i> <i>Add per each drawer and specify each location. See catalog pg. #13 for drawer pull options.</i>	22#	752	873	888	903	925

Common Options & Customization 200, 400, 500 & 1100 Series

Custom Widths (without doors)		List Price	Newspaper Sticks	List Price
Width cut down: Less than 36"W		40.00	3 Stick Horizontal	214.00
Depth cut down		40.00	5 Stick Angled	306.00
Height cut down		20.00		
Standard Depth: Over 36"W- Up to 48"W		240.00	Wire Dividers with Drilled Shelves	59.00
Deep Units: Over 36"W- Up to 48"W		280.00	Valance	.90/Inch
Custom Over 49"W up to 71"W		By request	Base Trim	1.50/Inch
Veneer Back: Finished Inside Only	Birch/Oak	Walnut/Maple	Filler: Vertical End Strips	90.00
30"/36" Bookcase	Incl.	30.00	Filler: Top Inside Corner	60.00
48"H Bookcase	Incl.	37.00	Wall Mount Rail: Interior	40.00
60"H Bookcase	Incl.	46.00	Wall Mount Rail: Exterior	20.00
72"H/84"H Bookcase	Incl.	56.00	Adjustable Glides *Already included on front of all 200, 400,	40.00
Veneer Back: Finished Both Sides			Ganging Bolts, 5mm	2.00 ea
30"H Bookcase	72.00	104.00	Casters Extra Deep Units- Not recommended on cases over 48"H	110.00
36"H Bookcase	114.00	167.00		
48"H Bookcase	114.00	167.00		
60"H Bookcase	127.00	212.00		
72"H Bookcase	143.00	261.00		
84"H Bookcase	165.00	283.00		

Door Options 200, 500 & 1100 Series

Catalog Page 9

Pricing and weights for doors below are add-on to Open Bookcases listed on previous pages.

Sliding Doors

Item	Description	Lbs	FOB Fact.	O = Open G = Glass W = Wood H = Hinged S = Sliding			
				Zone 1	Zone 2	Zone 3	Zone 4
#30S/G or W	25"H Doors (No Permanent Shelf)	15#	473	549	559	568	582
#36S/G or W	31"H Doors (No Permanent Shelf)	20#	484	562	572	581	596
#48S/G or W	43"H Doors (No Permanent Shelf)	45#	571	663	674	686	703
#60S/O/G or W	Open Top, Permanent Shelf, 27"H Doors Bottom	15#	510	592	602	612	628
#72S/O/G or W	Open Top, Permanent Shelf, 25"H Doors Bottom	15#	512	594	605	615	630
#84S/O/G or W	Open Top, Permanent Shelf, 39"H Doors Bottom	50#	581	674	686	698	715
#96S/O/G or W	Open Top, Permanent Shelf, 45"H Doors Bottom	55#	618	717	730	742	761
#60S/G/G or W	27"H Top Doors, Permanent Shelf, 27"H Bottom Doors*	40#	1002	1163	1183	1203	1233
#72S/G/G or W	41"H Top Doors, Permanent Shelf, 25"H Bottom Doors*	75#	1084	1258	1280	1301	1334
#84S/G/G or W	39"H Top Doors, Permanent Shelf, 39"H Bottom Doors*	90#	1165	1352	1375	1398	1433
#96S/G/G or W	45"H Top Doors, Permanent Shelf, 45"H Bottom Doors*	100#	1211	1405	1429	1454	1490

Shelf Depth is 1 3/4" less than Standard when Sliding Doors are added.

Locks Are Available - \$60 List Ea.

Hinged Doors

Item	Description	Lbs	FOB Fact.	See Catalog Page 13 for Door Pull Options			
				Zone 1	Zone 2	Zone 3	Zone 4
#30H/G or W	25"H Doors (No Permanent Shelf)	15#	501	582	592	602	617
#36H/G or W	31"H Doors (No Permanent Shelf)	20#	557	647	658	669	686
#48H/G or W	43"H Doors (No Permanent Shelf)	45#	652	757	770	783	802
#60H/O/G or W	Open Top, Permanent Shelf, 27"H Bottom Doors	15#	578	671	683	694	711
#72H/O/G or W	Open Top, Permanent Shelf, 25"H Bottom Doors	15#	594	690	701	713	731
#84H/O/G or W	Open Top, Permanent Shelf, 39"H Bottom Doors	50#	728	845	860	874	896
#96H/O/G or W	Open Top, Permanent Shelf, 45"H Bottom Doors	55#	735	853	868	882	905
#60H/G/G or W	27"H Top Doors, Permanent Shelf, 27"H Bottom Doors	40#	1085	1259	1281	1302	1335
#72H/G/G or W	41"H Top Doors, Permanent Shelf, 25"H Bottom Doors*	75#	1192	1383	1407	1431	1467
#84H/G/G or W	39"H Top Doors, Permanent Shelf, 39"H Bottom Doors*	90#	1312	1522	1549	1575	1614
#96H/G/G or W	45"H Top Doors, Permanent Shelf, 45"H Bottom Doors*	100#	1360	1578	1605	1632	1673

Shelf Depth is 3/4" less than Standard when Hinged Doors are added.

Locks Are Available - \$60 List Ea.

All above prices are for glass doors. For wood panels in place of glass, add \$90 per set to above prices— order "W" instead of "G"

Freight: Prices shown herein are "FOB FACTORY" Frankfort, NY 13340 or "FOB DESTINATION" Inclusive of freight with exceptions as follows:

FOB FACTORY:

1. HALE will pre-pay and add (freight cost) to your invoice using our contracted discount carriers.
2. If you wish to specify the freight carrier, please state carrier of your choice on your order. The order will be shipped collect.
3. If you specify carrier, HALE freight discounts may not apply.
4. For full trailer loads orders, call the Factory for quotation.

FOB DESTINATION:

1. Please see page 12 for description of zones.
2. For shipments less than 300 lbs., there is a \$40.00 net drop charge except for items shipped UPS.
3. Pricing herein is for the 48 contiguous United States of America.
4. For shipments to Hawaii & Alaska, freight is paid to the nearest 48 state port in Zone 4.
5. For shipments greater than 1000 lbs., you may deduct 5% from the pricing.
6. For full trailer loads orders, call the Factory for quotation.
7. Some accessory items are available FOB Factory Only. Please refer to pricing pages.

Freight Classes: Sectional Models 300 & 800 are class 150, all other set up Bookcases are class 125.

Returns: Goods returned for credit or exchange will not be accepted unless we have previously authorized the return. Please call us before returning merchandise for any reason. There will be a 30% handling charge for items returned. Sectionals and "special" order Bookcases cannot be returned for credit. Determination of "special" is at our discretion.

Cancellations: Cancellations cannot be accepted after one week subsequent to the date of acknowledgement.

When Your Order Arrives:

1. Inspect the arriving freight for damage. (We experience less than 1% damage on total shipments made.)
2. If there is damage, sign the bill of lading as such, **keep all packaging and call HALE Customer Service at**
3. **800-873-4253.**
4. We'll help you with your claim through our contracted carrier unless you have specified a carrier of preference other than ours.

Ordering & Terms

Sales Policy: We sell to Authorized Resellers (Dealers, Wholesalers, Catalog Supply, etc.) only. You must have a Federal TIN, State TIN or Resale Number prior to placing your order.

Order By Catalog Number: Please do not order by description.

Terms: 1% 10N30 with approved credit.

Price Changes: We reserve the right to change prices at any time without prior notice. Orders are acknowledged within a few days ARO, completely priced at prevailing prices. Our normal procedure is to give a 30 day prior notice of price change. Shipments are priced at acknowledged prices unless extended delivery of more than three (3) months is requested

Warranty: Whether you choose a Hale product in modern, contemporary or traditional style, you can be assured of the continual high quality that has made us the leading manufacturer of wood furniture for over 100 years. Should material or workmanship be shown to be defective, Hale will replace the item without cost, for **ten years** from the date of purchase. The factory will determine if the product is defective and decide whether to replace or repair the product.

This guarantee is extended only to the original consumer-purchaser and cannot be transferred. Damage caused by improper handling, usage, or transit damage, does not constitute factory defect. Fully loaded furniture should not be lifted or moved.

Finish Matching (Stain): Minimum charge \$500 list for small orders. For orders \$5,000 - \$20,000, list 10% up-charge. Over \$20,000, list 5% up-charge. 10% additional up-charge on item price if bleaching is required. **HALE** Bookcases are available in standard **HALE** Finishes in Oak, Walnut and Birch species. See our color catalog for finishes.

Finish Matching (Paint): Minimum charge \$500 list for small orders. For orders \$5,000 list and up, 5% up-charge.

Quick Ship:

Factory Direct - Two Week Bookcase Shipments.

We offer shipment within two weeks from receipt of order Monday through Friday for up to 15 units. #109 Walnut, #24 Sand Tone Oak and #168 Mahogany on Walnut are available for the 1100 New Yorker Series of set-up bookcases. Please see our color catalog and general price list page 8 for detailed product descriptions.

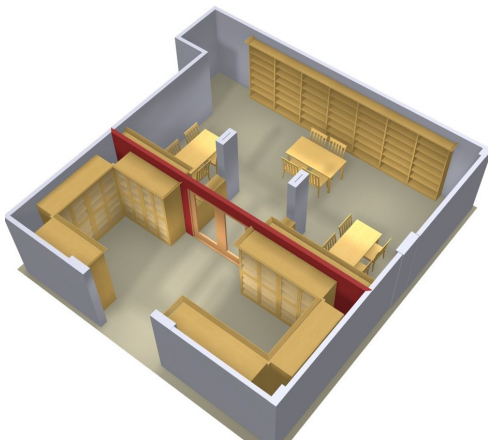
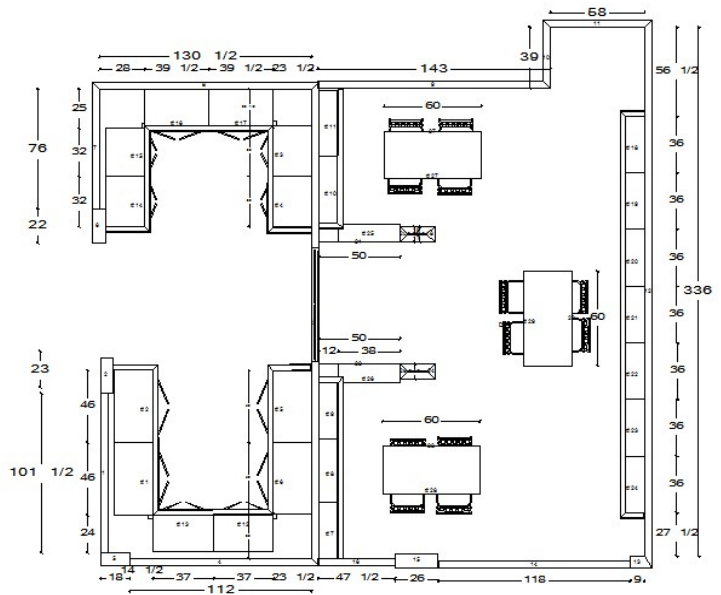
Custom design projects are easy as 1 - 2 - 3

It's typical for Hale to receive projects as rough sketches.

Step One: Our engineer develops a scaled floor plan meeting the specific requirements of the project (as shown).

Step Two: Once the floor plan is approved, a perspective drawing is produced to illustrate installation in the space (as shown).

Step Three: Upon approval, we fabricate bookcases to the custom specifications to complete the project.



FOB DESTINATION (DELIVERED) PRICING ZONES

ZONE 1 <i><u>Northeast</u></i>	ZONE 2 <i><u>Mid-Atlantic & Southeast</u></i>	ZONE 3 <i><u>Central</u></i>	ZONE 4 <i><u>Western & Pacific</u></i>	
Connecticut	Delaware	Alabama	Mississippi	Arizona
Massachusetts	Georgia	Arkansas	Missouri	California
New Hampshire	Maine	Colorado	Nebraska	Idaho
New Jersey	Maryland	Florida	New Mexico	Montana
New York	North Carolina	Illinois	North Dakota	Nevada
Pennsylvania	Ohio	Indiana	Oklahoma	Oregon
Rhode Island	South Carolina	Iowa	South Dakota	Utah
Vermont	Virginia	Kansas	Kentucky	Washington
	Washington, DC	Louisiana	Tennessee	Wyoming
	West Virginia	Michigan	Texas	
		Minnesota	Wisconsin	